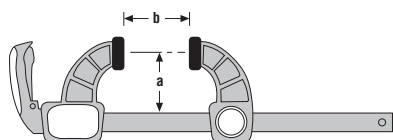


## QUICK-CLAMP WITH LEVER

Mod.: 211

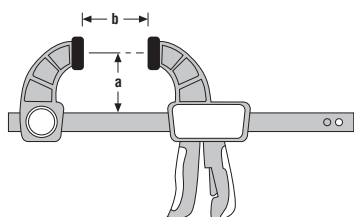
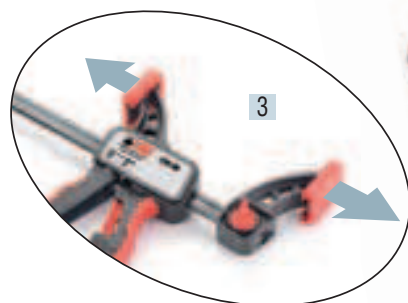


Model	Bar Section (mm.)	Depth (mm.)	Opening b (cm.)
211	20 x 6	80	20
			800
		4	




## QUICK-SINGLE

Mod.: 210



Model	Bar Section (mm.)	Depth (mm.)	Opening b (cm.)			
			15	30	45	60
210	20 x 6	80	■	■	■	■
				655	770	885
		4	4	4	4	



### Features

- 1 Nylon Heads Reinforced with Fibre Glass.
- 3 Valid for Expanding.
- 5 Quick-Clamping Lever.
- 2 Soft Plastic Pads for delicate Fastening.
- 4 Non slip Ergonomic Handle.
- 6 Instantaneous unblocking button.